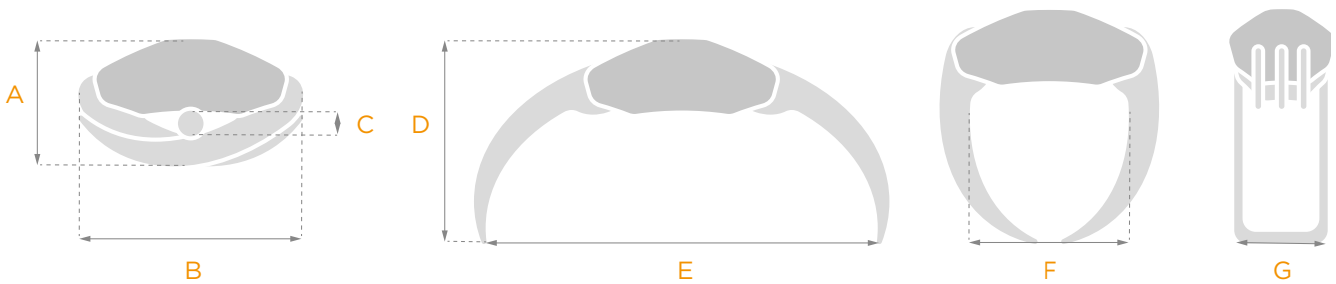
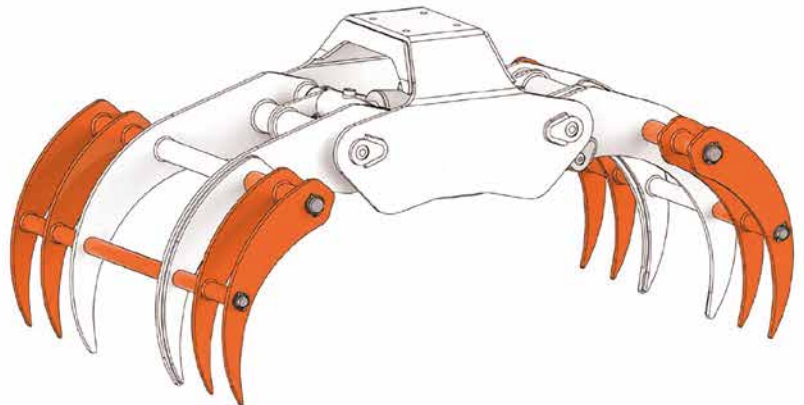
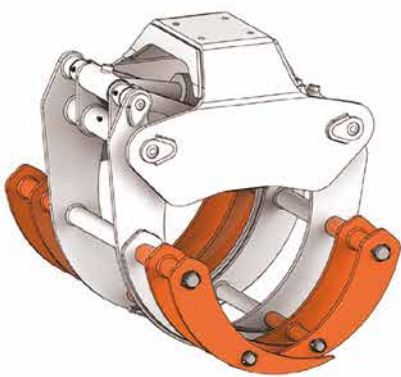



# POTB L KIT DENTI

## Pinza con kit denti amovibile

Kit removable teeth **EN** | **FR** Kit dents amovibles  
 Kit abnehmbaren Zähnen **DE** | **ES** Kit dientes amovibles



Modello Type	Cap. M <sup>2</sup>	Portata Kg Load	Peso Kg Weight	Max Bar	 Ton	A	B	C	D	E	F	G
<b>KD POTB 80 L</b>	0,08	500	59	180	1,0 - 1,5	500	465	206	520	790	330	448
<b>KD POTB 100 L</b>	0,15	800	105	180	1,5 - 2,0	665	570	310	680	1000	435	650
<b>KD POTB 250 L</b>	0,20	1500	170	180	2,0 - 3,0	725	680	330	660	1300	510	750
<b>KD POTB 350 L</b>	0,30	2500	250	180	3,0 - 5,0	800	765	360	750	1470	575	910
<b>KD POTB 450 L</b>	0,40	3000	370	180	5,0 - 8,0	945	910	430	880	1740	690	1010